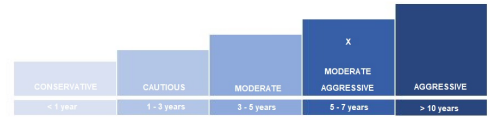


Wealth Manager Global Moderate Aggressive Wrap (USD)



As of 2021/07/31

Investment Manager: Jonathan Moodie
Investment Consulting: Glacier Discretionary Fund Management
Benchmark: Global MA High Equity
Inception Date: 01 April 2017
Wrap Fund Fees: 50bps per annum (the fee excludes underlying Collective Investment Fees)



Mandate Description

The portfolio aims to provide long-term capital growth and is suitable for investors who are prepared to tolerate moderate to high fluctuations in their investment over the short term and require no income. The fund will be diversified across all major asset classes with a minimum of 80% of these assets being offshore. Investors in this fund have an investment horizon of 5-7 years. The portfolio is not Regulation 28 compliant.

Quarterly Comments

South Africa's GDP expanded by 1.1% in the first quarter of 2021 (which translates to an annualised growth rate of 4.6%). This is modestly lower than the downwardly revised 1.4% growth recorded in the last quarter of 2020. Eight of the ten industries ended the quarter higher, while two industries lagged – electricity, gas & water (-2.6%) and agriculture (-3.2%). Mining (+18.1%), finance (+7.4%) and trade (+6.2%) were the biggest drivers of growth on the production side. While spending on clothing & footwear was the highest at 22% on the expenditure side.

South African equity markets had a disappointing quarter as the All Share Index gained a meagre 0.05% with Resources (-5.09%) being the leading detractor. In contrast, Financials and Industrials returned 7.53% and 5.50%. Owing to the strength of the rand, large-caps were down 0.84% while mid-caps and small caps gained 5.92% and 8.01%.

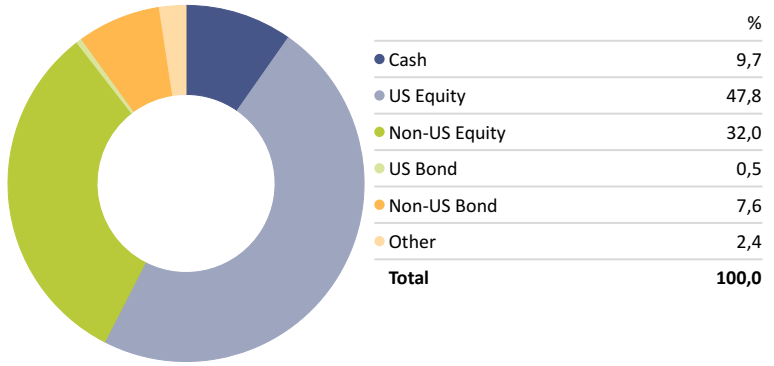
The SARB kept interest rates unchanged at 3.50% in May as widely expected, on a unanimous vote. The bank indicated that risks to the growth outlook appear balanced while overall risks to inflation are now appearing to be more to the upside. The bank further cited slow vaccination progress, limited energy supply and policy uncertainty as key challenges for economic growth. The rand continued to strengthen over the quarter by 3.40% against the US dollar and 3.01% against the British pound and 2.32% against the euro.

Locally, the bond market delivered some decent gains over the quarter with the ALBI gaining 6.86% with most of the returns coming from the longer end of the curve as long-term yields retreated. The 12 year+ area was up 10.09%, followed by the 7-12-year area which was up 6.65%. The front end of the curve was rendered softer returns as the 3-7 year and 1-3-year areas rose 2.01% and 1.40%. Inflation-linkers were up 3.19%. Cash (STeFI) delivered a marginal gain of 0.92% while preference shares gained 3.81%. Property was the best-performing asset class, gaining 11.14%.

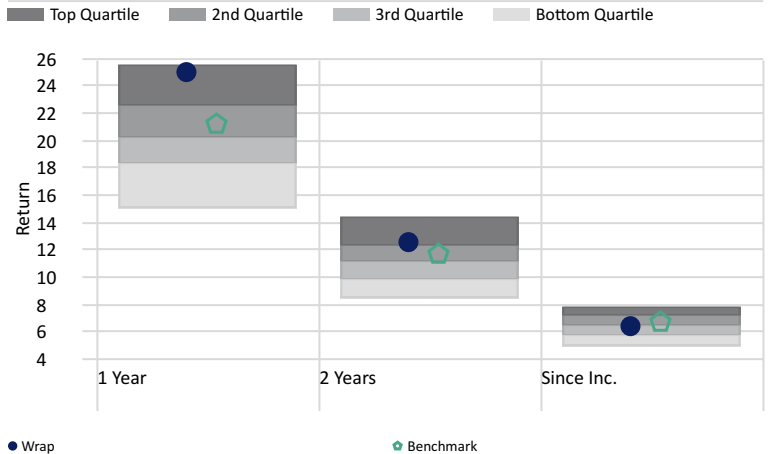
Developed market equities continued to outperform their emerging market (EM) counterparts. The MSCI Developed World rose 7.31% in US dollar terms (3.66% in rand) while the MSCI Emerging Markets gained 4.42% in US dollar terms (0.87% in rand). Global bonds rose 1.31% in US dollars, however they continued to weaken in rand terms (-2.13%). Rand strength played a meaningful role while inflation remained a key talking point in global markets. The Fed kept interest rates unchanged at 0-0.25%, in line with market expectations and maintaining its asset purchase program. Similarly, the ECB and Bank of England kept rates unchanged at 0% and 0.1%.

Asset Allocation

Portfolio Date: 2021/07/31



Quartile Peer Group Ranking



Risk Statistics

Time Period: 2019/08/01 to 2021/07/31

| | Wrap | BM |
|----------------------|-------|-------|
| Alpha | 0,55 | 0,00 |
| Sharpe Ratio (arith) | 0,59 | 0,58 |
| Std Dev | 15,30 | 14,05 |

Manager Allocation

Portfolio Date: 2021/07/31

Old Mutual Global Equity B1
 Nedgroup Inv Global Equity FF B2
 Allan Gray - Orbis Global Equity FF
 Prescient Global Income Provider FF A2
 Coronation Global Managed [ZAR] FF P
 Catalyst SCI Global Real Estate FF B
 Satrix S&P 500 ETF
 Satrix Nasdaq 100 ETF
 Ninety One Global Multi-Asset Inc FF H

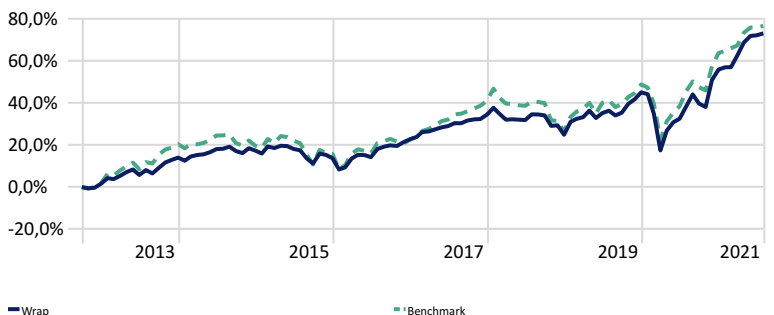
Performance Summary

As of Date: 2021/07/31

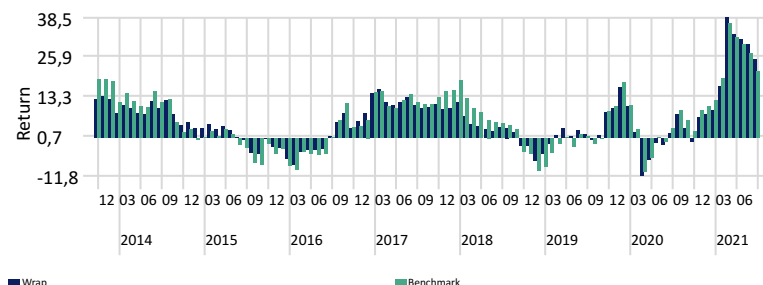
| | 1M | 3M | 6M | 1Y | 2Y | Since Inc. |
|-----------|------|------|-------|-------|-------|------------|
| Wrap | 0,53 | 2,57 | 10,26 | 25,02 | 12,65 | 6,39 |
| Benchmark | 0,31 | 1,82 | 7,12 | 21,21 | 11,70 | 6,63 |

Cumulative Investment Growth

Time Period: Since Common Inception (2012/10/02) to 2021/07/31



Rolling Returns - 1 year



DISCLAIMER: Moodie's Strategic Financial Services (Pty) LTD trading as Wealth Manager is an authorised financial services provider (FSP No. 12836). Implementation of investment decisions are at the discretion of Wealth Manager. Glacier Consulting Services provides input into the portfolio construction process and does not render any advice. Wealth Manager remains responsible and accountable for any advice rendered. Unit trusts are medium to long term investments. Past performance is not necessarily a guide to future returns. The value of investments and the income from them may go down as well as up and are not guaranteed. Performance figures are quoted gross of portfolio management service fees, but includes all fees charged by the underlying funds. Performance figures for periods greater than 12 months are annualised. All data shown is at the month end. Changes in market conditions may cause the value of your investment to fluctuate. All information has been recorded and arrived at from sources believed to be reliable, but no representation or warranty, expressed or implied, is made as to its accuracy, completeness or correctness.

Source: Morningstar Direct