

Wealth Manager Accelerator Wrap



As of 2021/01/31

Investment Manager: Jonathan Moodie
Investment Consulting: Glacier Discretionary Fund Management
Benchmark: (ASISA) World-Wide Flexible Category
Inception Date: 01 March 2015
Wrap Fund Fees: 50bps per annum (the fee excludes underlying Collective Investment Fees)

Mandate Description

The wrap fund aims to provide a high level of capital growth over the long term. Investors in this fund are prepared to tolerate high fluctuations in the value of their investment over the short term. The fund will be diversified across all major asset classes with a strong bias towards equities (maximum of 100%) and can invest in South African and/or foreign markets up to 100% either way. Investors in this fund have an investment horizon of 7 years or longer. The fund is not Regulation 28 compliant.

Quarterly Comments

South Africa's GDP rebounded by 13.5% in Q3 as Covid-19 lockdown restrictions eased, resulting in an annualised growth rate of 66.1%. All sectors experienced an increase in output with manufacturing (210.2%), trade, catering and accommodation (137%) and mining and quarrying (288.3%) being the biggest drivers of growth. Despite this rebound, industries have a long way to go before attaining pre-pandemic production levels. Overall, the economy has contracted 5.8% during the year.

The South African market delivered a decent return in Q4. The All Share Index gained 9.75%, led by small caps which advanced 21.91%. Mid- and large-caps followed suit, returning 13.69% and 8.88%. Financials was the best-performer returning 19.54%, while Industrials and Resources delivered 18.99% and 8.18%. SA Industrials (including dual listed companies) trailed, returning 7.38%.

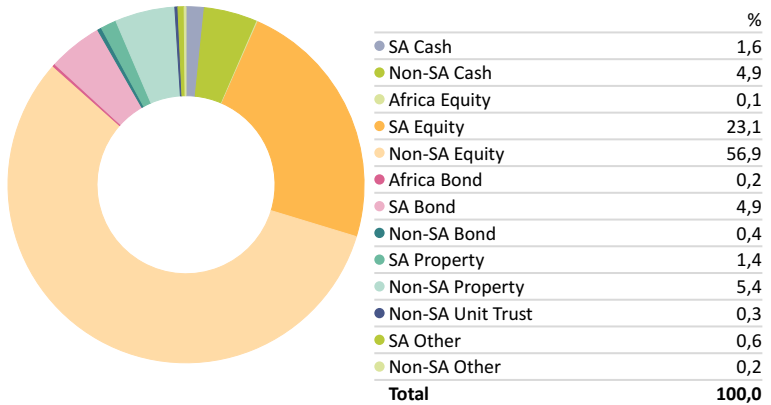
The SARB kept rates unchanged at 3.50% in November as widely expected. Policymakers indicated that risks to the growth outlook appear balanced while overall risks to the inflation outlook are to the downside in the short term while balanced over the medium term. Inflation reached 3.2%, to the lower end of the central bank's target band and in line with market expectations. The rand appreciated 12.31% against the US dollar, 7.24% against the British pound and 8.62% against the euro.

Locally, bond markets delivered modest returns. The ALBI returned 6.71% while inflation-linked instruments added 5.08%. The best-performing fixed income asset class was in the long end of the yield curve (12+ years) which advanced 8.73%. The short end of the yield curve (1-3 years) delivered 1.25% while cash (STeFI) returned 0.97%. Preference shares advanced 13.86%. Property, the best performer, gained 23.62%.

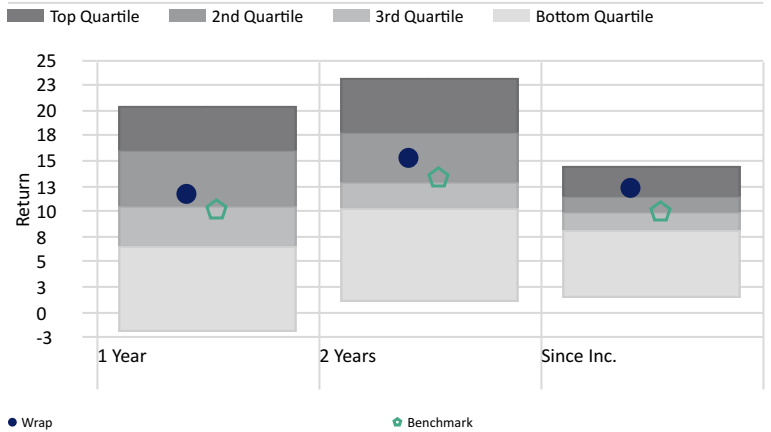
The risk-on environment continued as positive news about vaccine roll-outs and additional central bank stimulus offset uncertainty as global infections continued to rise. Developed market equities lagged their emerging market counterparts. They rose 13.63% in US dollar terms (losing 0.35% in rand). Emerging market equities rallied 19.34% in USD (gaining 4.65% in rand). Global bonds delivered 3.28% in US dollar terms (losing 9.43% in rand). The Fed kept interest rates unchanged at 0-0.25%, in line with market expectations. It reiterated that it would use its full range of tools in order to support the US economy during these tumultuous times. Similarly, the ECB and Bank of England kept rates unchanged at 0% and 0.1%. The ECB expanded its Pandemic Emergency Purchase Programme (PEPP) by an additional €500 billion, extending it to at least March 2022.

Asset Allocation

Portfolio Date: 2021/01/31



Quartile Peer Group Ranking



Risk Statistics

Time Period: 2019/02/01 to 2021/01/31

	Wrap	BM
Alpha	0,77	0,00
Sharpe Ratio (arith)	0,66	0,62
Std Dev	13,76	11,73

Manager Allocation

Portfolio Date: 2021/01/31

- Glacier Global Stock FF B
- Coronation Optimum Growth P
- Foord Flexible FoF B2
- Laurium Flexible Prescient B4
- Bateleur Flexible Prescient B1
- Nedgroup Inv Global Equity FF B2
- Truffle SCI Flexible C
- Catalyst SCI Global Real Estate FF B

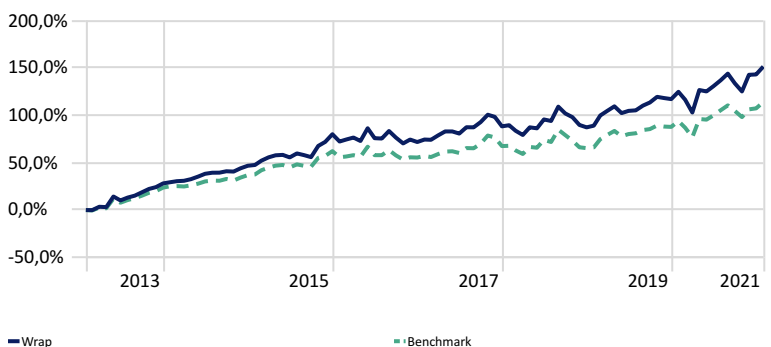
Performance Summary

As of Date: 2021/01/31

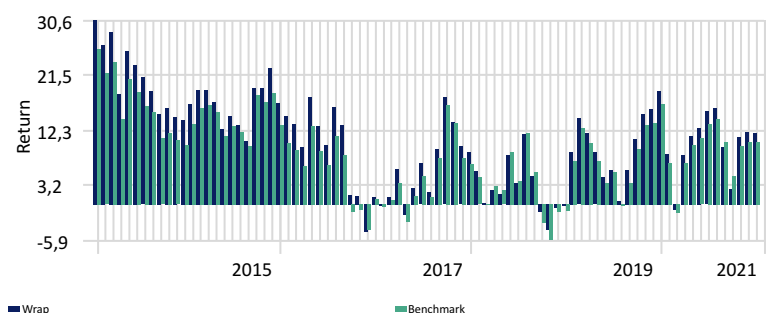
	1M	3M	6M	1Y	2Y	Since Inc.
Wrap	3,42	11,65	6,13	11,85	15,32	12,36
Benchmark	3,17	7,98	4,20	10,31	13,47	10,14

Cumulative Investment Growth

Time Period: Since Common Inception (2013/02/02) to 2021/01/31



Rolling Returns - 1 year



DISCLAIMER: Moodie's Strategic Financial Services (Pty) LTD trading as Wealth Manager is an authorised financial services provider (FSP No. 12836). Implementation of investment decisions are at the discretion of Wealth Manager. Glacier Consulting Services provides input into the portfolio construction process and does not render any advice. Wealth Manager remains responsible and accountable for any advice rendered. Unit trusts are medium to long term investments. Past performance is not necessarily a guide to future returns. The value of investments and the income from them may go down as well as up and are not guaranteed. Performance figures are quoted gross of portfolio management service fees, but includes all fees charged by the underlying funds. Performance figures for periods greater than 12 months are annualised. All data shown is at the month end. Changes in market conditions may cause the value of your investment to fluctuate. All information has been recorded and arrived at from sources believed to be reliable, but no representation or warranty, expressed or implied, is made as to its accuracy, completeness or correctness.