

Wealth Manager Global Moderate Aggressive Wrap (USD)



As of 2019/12/31

Investment Manager: Jonathan Moodie
Investment Consulting: Glacier Discretionary Fund Management
Benchmark: Global MA High Equity
Inception Date: 01 April 2017
Wrap Fund Fees: 50bps per annum (the fee excludes underlying Collective Investment Fees)

Mandate Description

The portfolio aims to provide long-term capital growth and is suitable for investors who are prepared to tolerate moderate to high fluctuations in their investment over the short term and require no income. The fund will be diversified across all major asset classes with a minimum of 80% of these assets being offshore. Investors in this fund have an investment horizon of 5-7 years. The portfolio is not Regulation 28 compliant.

Quarterly Comments

The South African economy slowed during the third quarter, falling 0.6%, while the market expected growth of 0.1%. This contraction was as a result of the mining, manufacturing and transport, storage and communication industries shrinking. Mining production decreased 6.1%, manufacturing output declined 3.9% and transport storage and communication output dropped 5.4%. Despite this, business confidence rose for the first time in two years, reaching 26 in the fourth quarter.

In contrast to the previous quarter, the SA market recovered in Q4 as the All Share advanced 4.63%. The rebound was led by mid-cap counters, followed by large- and small-caps. Mid-cap shares rose 12.91%, large-caps gained 4.54% and small-caps returned 0.74%. Healthcare was the best-performing sub-sector returning an impressive 20.50%, followed by Basic Materials which returned 13.78%. The worst-performing sector was Telecommunications which shed 13.31%.

The SARB kept the repo rate unchanged at 6.5%. The key driver of this decision was inflation remaining below the midpoint of the central bank's target band and a struggling domestic economy. The inflation rate decreased to 3.6% in November (its lowest level since December 2010) as the cost of food and non-alcoholic beverages continued to slowdown and transport prices fell. The rand strengthened 7.50% against the US dollar, 0.26% against the British pound and 4.91% against the euro.

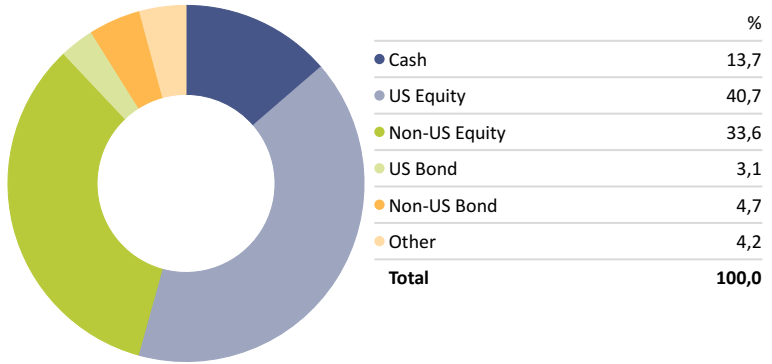
Locally, bond markets delivered modest returns as the ALBI returned 1.73% while inflation-linked instruments shed 1.04%. The best-performing fixed income asset class was in the shorter-end of the yield curve (3-7 years) which delivered 2.66%. Cash (STeFI) returned 1.74%. Preference shares were the best performer delivering 2.97%. Property (ALPI) eked out 0.58%.

Global markets continued to rally in base-currency terms as US-China trade talks showed positive progress and fears of a global recession faded. However, returns in rand terms were mixed as the rand strengthened against major currencies.

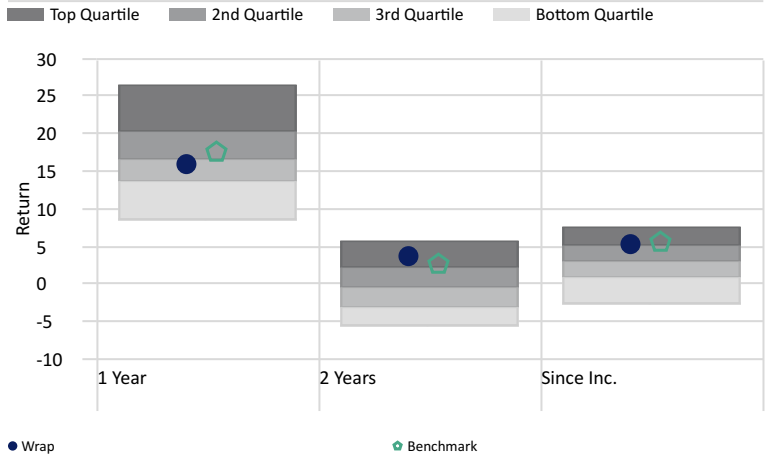
Developed market equities lagged their emerging market counterparts as trade tensions remain and slowing global growth and political uncertainties persist. Developed market equities rose 8.19% in US dollar terms (flat (0.07%) in rand) and emerging market equities rallied 11.36% in USD (gaining 3.00% in rand). The Fed lowered interest rates, for the third time in 2019, to 1.50% - 1.75%. The ECB kept interest rates unchanged at 0% citing the reason to remain at this low level until their target of 2% is realised. While the British economy remains weak, the Bank of England kept rates unchanged at 0.75% indicating it would cut rates should Brexit uncertainties persist or global growth fails to improve.

Asset Allocation

Portfolio Date: 2019/12/31



Quartile Peer Group Ranking



Risk Statistics

Time Period: 2018/01/01 to 2019/12/31

| | Wrap | BM |
|----------------------|------|------|
| Alpha | 0,98 | 0,00 |
| Sharpe Ratio (arith) | 0,40 | 0,19 |
| Std Dev | 7,39 | 9,40 |

Manager Allocation

Portfolio Date: 2019/12/31

Nedgroup Inv Global Equity FF B2
 Glacier Global Stock FF B
 Old Mutual Global Equity B1
 Coronation Global Cap. Plus [ZAR] FF P
 Investec Global Strategic Managed FF H
 Catalyst Gbl Real Estate Prescient FF B
 Prescient Global Income Provider FF A2
 Investec Global Multi-Asset Income FF H

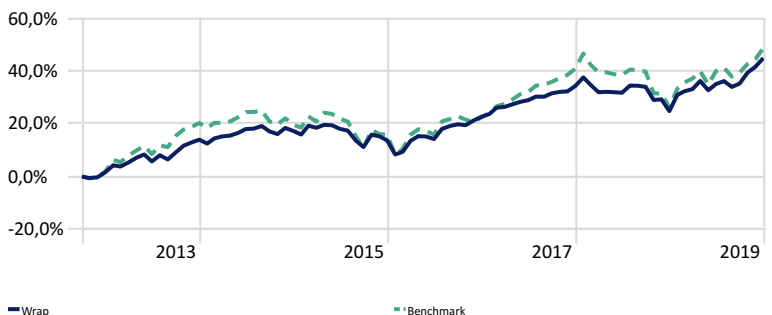
Performance Summary

As of Date: 2019/12/31

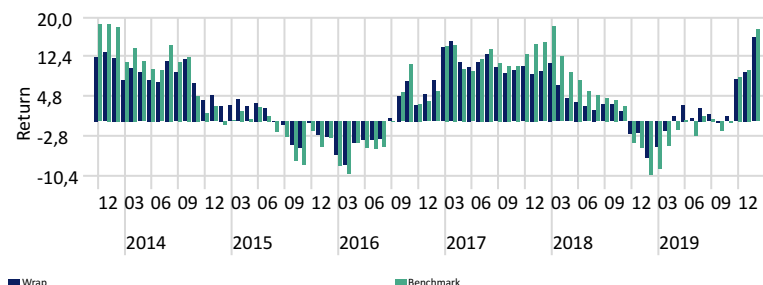
| | 1M | 3M | 6M | 1Y | 2Y | Since Inc. |
|-----------|------|------|------|-------|------|------------|
| Wrap | 2,35 | 7,14 | 7,29 | 16,10 | 3,86 | 5,25 |
| Benchmark | 2,85 | 6,62 | 6,20 | 17,67 | 2,71 | 5,62 |

Cumulative Investment Growth

Time Period: Since Common Inception (2012/10/02) to 2019/12/31



Rolling Returns - 1 year



DISCLAIMER: Moodie's Strategic Financial Services (Pty) LTD trading as Wealth Manager is an authorised financial services provider (FSP No. 12836). Implementation of investment decisions are at the discretion of Wealth Manager. Glacier Consulting Services provides input into the portfolio construction process and does not render any advice. Wealth Manager remains responsible and accountable for any advice rendered. Unit trusts are medium to long term investments. Past performance is not necessarily a guide to future returns. The value of investments and the income from them may go down as well as up and are not guaranteed. Performance figures are quoted gross of portfolio management service fees, but includes all fees charged by the underlying funds. Performance figures for periods greater than 12 months are annualised. All data shown is at the month end. Changes in market conditions may cause the value of your investment to fluctuate. All information has been recorded and arrived at from sources believed to be reliable, but no representation or warranty, expressed or implied, is made as to its accuracy, completeness or correctness.

Source: Morningstar Direct