

# Wealth Manager Income Wrap



## As of 2019/10/31

<b>Investment Manager:</b>	Jonathan Moodie
<b>Investment Consulting:</b>	Glacier Discretionary Fund Management
<b>Benchmark:</b>	SA CPI + 2% over a rolling two years
<b>Inception Date:</b>	01 March 2017
<b>Wrap Fund Fees:</b>	50bps per annum (the fee excludes underlying Collective Investment Fees)

### Mandate Description

This portfolio is suitable for individuals seeking to preserve capital over a rolling 1 year period and maximise income. To achieve this, the portfolio will have a maximum exposure of 20% to risky assets (equity and property). The remainder of the portfolio will be invested in cash, bonds and foreign assets, limited to 30%. The portfolio uses fund managers with a proven ability to protect capital in times of market distress, while maintaining sufficient exposure to growth assets to achieve the target return. The portfolio is Regulation 28 compliant.

### Quarterly Comments

South African GDP grew 3.1% in Q2 2019 – in stark contrast to the 3.2% contraction during Q1 and ahead of market expectations (2.4%). This expansion is largely due to Eskom turning the lights back on, leading to a recovery in mining and manufacturing. Mining rebounded, growing 14.4% on the back of positive contributions of metal ores. Manufacturing rose 2.1% while Finance, real estate and business services expanded 4.1%, supported by the banking and insurance sectors. Business confidence slumped to a 20-year low as concerns of an ailing economy continue to grow.

The SA market retracted in Q3 as the All Share lost 4.57%. Underperformance was led by large caps, followed by small- and mid-cap shares. The Top 40 shed 5.22% while small- and mid-caps fell 3.22% and 1.81%. Consumer Goods was the best-performing sector returning a negative 0.82%, followed by Healthcare which fell 2.50%. The worst-performing sector was Telecommunications which shed 7.77%.

While the SARB cut interest rates by 25 bps in July, the rate remained unchanged, at 6.50%, in September in the face of economic growth concerns. Inflation is anchored at the mid-point of the target range (3%-6%) albeit decreasing meaningfully to 4% in July, before normalising to 4.3% in August. There remains upside risks to the inflation outlook – stemming from fuel, electricity and water prices. The rand weakened against major currencies – 7.35% against the US dollar, 4.02% against the British pound and 2.97% against the euro.

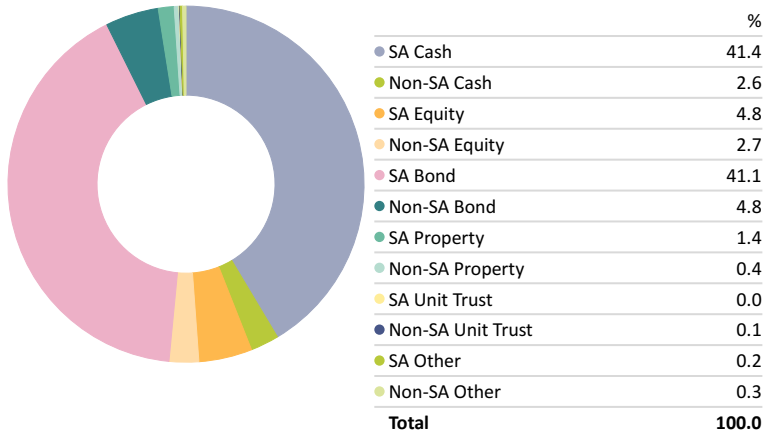
Locally, bond markets delivered modest returns as the ALBI returned 0.70% while inflation-linked instruments eked out 0.12%. The best-performing fixed income asset class was in the shorter-end of the yield curve (3-7 years) which delivered 1.25%. Cash (STeFI) was the best-performing local asset class, returning 1.79% and underperforming preference shares which returned a decent 2.75%. Property (ALPI) shed 4.18%.

Global markets continued to rally despite trade war tensions, a slowing global economy and muted inflation. Markets continue to gain as central banks maintain their accommodative stance.

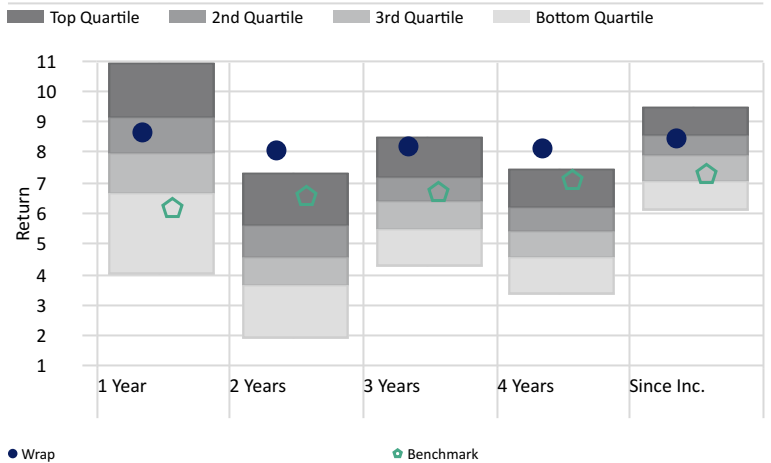
Emerging market equities lagged their developed market counterparts as trade tensions remain. Developed market equities remained flat (0.08%) in US dollar terms (increasing 7.44% in rand) and emerging market equities shed 5.11% in USD (clawing back 1.87% in rand). The Fed lowered interest rates to 1.75% - 2% – its second cut since GFC. The ECB cut the interest rate on the deposit facility by 10bps to -0.50% while keeping the rate on main refinancing operations and the rate on the marginal lending facility unchanged at 0% and 0.25%. Also, the ECB will restart its €2.6trn stimulus programme for an unlimited period. The Bank of England kept rates unchanged at 0.75%, indicating it would gradually raise rates given a smooth Brexit and a pickup in global growth.

### Asset Allocation

Portfolio Date: 2019/10/31



### Quartile Peer Group Ranking



### Risk Statistics

Time Period: 2016/11/01 to 2019/10/31	Wrap	BM
Alpha	0.82	0.00
Sharpe Ratio (arith)	0.85	-0.67
Std Dev	0.96	0.97

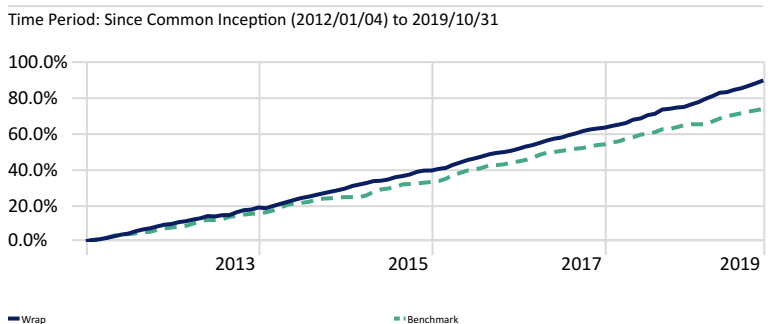
### Manager Allocation

Portfolio Date: 2019/10/31
Prescient Income Provider A2
Nedgroup Inv Flexible Inc B1
BCI Income Plus C
Prescient Money Market B1
SIM Inflation Plus B4
SIM Active Income B4
Investec Diversified Income H
Allan Gray Stable C

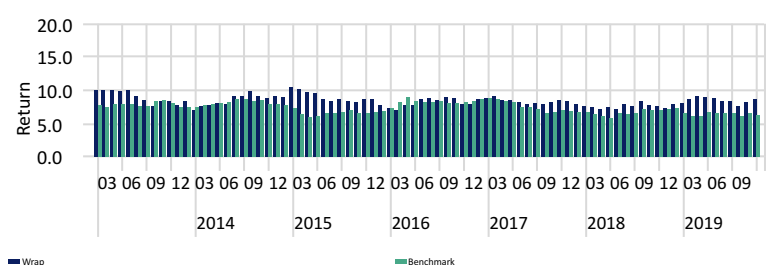
### Performance Summary

As of Date: 2019/10/31	1M	3M	6M	1Y	2Y	3Y	Since Inc.
Wrap	0.82	2.34	3.77	8.67	8.09	8.21	8.51
Benchmark	0.43	1.39	3.18	6.23	6.59	6.74	7.33

### Cumulative Investment Growth



### Rolling Returns - 1 year



**DISCLAIMER:** Moodie's Strategic Financial Services (Pty) LTD trading as Wealth Manager is an authorised financial services provider (FSP No. 12836). Implementation of investment decisions are at the discretion of Wealth Manager. Glacier Consulting Services provides input into the portfolio construction process and does not render any advice. Wealth Manager remains responsible and accountable for any advice rendered. Unit trusts are medium to long term investments. Past performance is not necessarily a guide to future returns. The value of investments and the income from them may go down as well as up and are not guaranteed. Performance figures are quoted gross of portfolio management service fees, but includes all fees charged by the underlying funds. Performance figures for periods greater than 12 months are annualised. All data shown is at the month end. Changes in market conditions may cause the value of your investment to fluctuate. All information has been recorded and arrived at from sources believed to be reliable, but no representation or warranty, expressed or implied, is made as to its accuracy, completeness or correctness.